

AT&T Fleet Management platform update release note

What's New in AT&T Fleet Management platform – 1904 Release

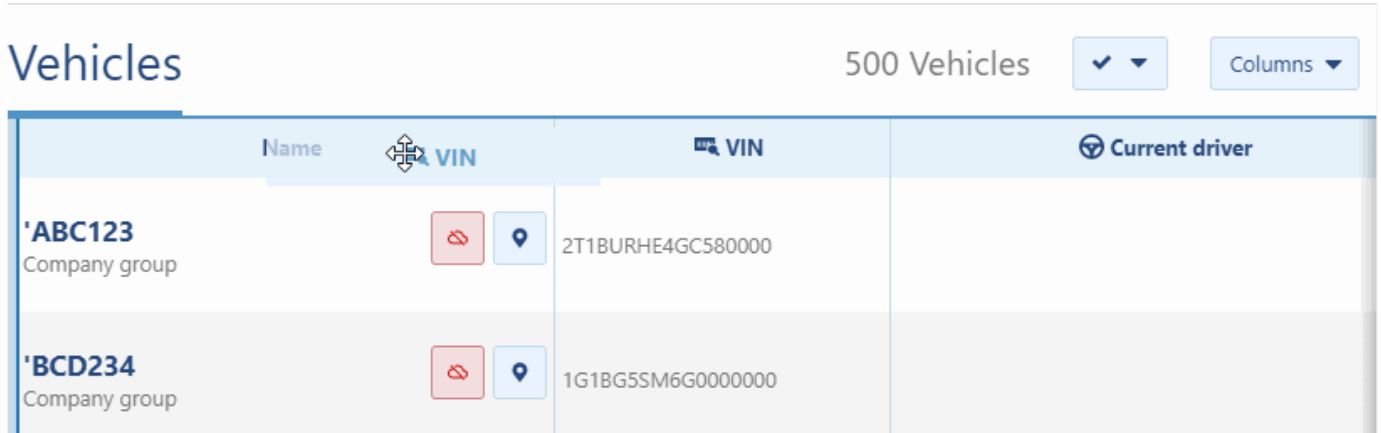
Published on February 2020

Note: All items marked Feature Preview are in Feature Preview section and may change or disappear at any time. We do not recommend using these features in a production setting. To use items in Feature Preview, you must toggle Feature Preview to **ON** by navigating to **Administration > Users** from the main menu.







User interface (UI) enhancements

Expanded ability to reorganize columns on the vehicle page (Feature Preview)

The 1903 release introduced the new Vehicle page. The functionality of the page now includes the option to choose any of the information columns as the identifier for your vehicles. Columns can be moved by dragging and dropping to arrange in your desired order.



The screenshot shows the 'Vehicles' page in the AT&T Fleet Management system. At the top, it displays '500 Vehicles' and a 'Columns' dropdown menu. The table below has four columns: 'Name', 'VIN', 'VIN', and 'Current driver'. The first two 'VIN' columns have a location pin icon, and the third has a speech bubble icon. Two vehicle entries are visible: 'ABC123 Company group' with VIN '2T1BURHE4GC580000' and 'BCD234 Company group' with VIN '1G1BG5SM6G0000000'. Each entry has a red trash icon and a location pin icon.

Name	VIN	VIN	Current driver
'ABC123 Company group	 		
'BCD234 Company group	 		

Privacy Mode has been renamed Personal Mode

For consistency, the Privacy Mode feature has been renamed to Personal Mode. All instances of Private/Not Private in AT&T Fleet Management have been renamed as Personal/Business. The functionality of this feature has not changed.

Added option for Add New Template in exception rule email options

Exception Rule Edit

Show Help

Name Conditions Notifications

NOTIFICATION RECIPIENTS

Add email Add alert Add driver feedback More...

TEMPLATE: Default email template

EMAIL: Default email template
Add new template

Add Cancel

There are no notifications set up for this exception rule.

HELP

Choose how to notify someone when a rule is broken. Some ways to do this include: sending an email to an individual or to a group; displaying a popup to a user in the application; warning a driver through driver feedback or a prompt on their Garmin device. Third-party systems can be notified through additional means including web requests or text messages.

The option to Add a new email template has been added to the Exception rule edit page under the Notifications tab.

Help button update

New AT&T Fleet Management user? We've got your back! Guidance has now been provided in the form of the Show Help button. When you click the Show Help button, description and user tips will be displayed for each field. Additionally, the feedback button, previously indicated by the Pencil icon, has been renamed Send Feedback.

Vehicle Edit 'A

Show Help

Send Feedback

Device Driver feedback Groups Service plan

DEVICE INFO

Description:

You can rename the vehicle by changing the description field. This field will be used in searches and will appear in all reports.

This vehicle is in Personal Mode.

GPS data created in this mode will not be visible.

Device type:

Version 7

The version of the device hardware.

Odometer and asset number are now included in the device install history on AT&T Fleet Management platform

The Device Install History page has been updated to display the odometer and asset number information entered by installers at <https://installmygps.com>. Previously, this information was not visible to users.

Device Install History	
▶ John Smith (Smith Install Co.)	
Installer name:	John Smith
Installer company:	Smith Install Co.
Device install date:	12:00 pm 10/07/19
Comments:	No Data from Device
Install comments:	Installed successfully. PO: 12345
GPS data:	12:00 pm 10/07/19
Allow download:	Yes
SIM active:	Yes
Odometer	134000
Asset	ABC123

Confirmation required before turning on default rules

Default rules now require confirmation before they are enabled to prevent users from accidentally turning on rules when navigating the page. Users must now confirm their selection by selecting Turn on before the change is applied to the database.



Other updates

New View Groups clearance

A new clearance called View groups has been added to the application. This clearance allows administrators to assign a view-only clearance for users in order for them to view groups without making changes to them.

User Timeout has been renamed Idle Session Timeout (Feature Preview)

The User Timeout feature, currently in Feature Preview, has been renamed Idle Session Timeout. Enabling this feature will log users out after a set period of inactivity.

View Device Reports clearance has been renamed List Devices

The security clearance View device reports has been renamed List devices to maintain consistency with other clearances such as List users. This clearance allows users to view vehicles' complete information without the ability to make changes.

Select All in Filter option removed from User page search box

The options in the Multiple selection menu on the User page have changed to prevent confusion when users begin typing into the search box. Users can use the Select visible option to select all users that match their search text.

Estimated speed limit will now be displayed on relevant Exceptions

Speeding exceptions now indicate whether or not the exception occurred on a road with estimated speed limits.

Audit log will now display custom parameters for devices

The Audit log feature has been updated to display custom parameters added to devices. Going forward, the Audit log will describe custom parameters that were added, removed, or changed.

Edit device

johnsmith 10/07/19 12:41:22 pm

ABC123 (ID: b111C, SN: G96220E00000) -> AccelerationWarningThreshold: 24, OdometerOffset: -408, CustomParameters[Added]: (Description: Enable USB Data, Offset: 164, Bytes: 02, Enabled), MinAccidentSpeed: 3, AutoHos: ON

Added icon for inactive faults



The Engine Faults page now displays an icon to indicate which faults are inactive.

Updated Tachograph key input

The Tachograph Key input on the User Edit page has been updated and requires the user to specify the issuing country from the dropdown menu before providing the Driver ID.

Diagnostic code updates

- Added revised engine diagnostic codes.
- Unit of measure L/ton was added incorrectly as imperial units. L/tonne has been added to correct this (metric ton). All references of L/ton have been updated to L/tonne and the unit of measure L/ton has been removed.

Other:

Fixed and improved typos, grammar, capitalization, bugs, accessibility, security and translation errors.

SDK updates

Groups are now optional for AddInData objects (Feature Preview)

Groups are now optional for AddInData objects, currently in Feature preview. Previously, groups were a required property for the AddInData object. This limited the potential usage of AddInData as there are situations where data should be available to all users regardless of scope, and some users were not able to access data when they belonged to groups outside the data's scope. Removing this restriction means any user is now allowed to get an AddInData object.

Updated DiagnosticEngineHoursAdjustmentId

With the "ENABLEENGINEHOURSINTERPOLATION" custom code applied to your database, DiagnosticEngineHoursAdjustmentId will now be interpolated using trips and DiagnosticIgnitionId values when a search includes a from/toDate value(s) to provide exact values. To apply this custom setting to your database, please reach out to AT&T support. This will become the default behavior in the 2001 version release.

DatabaseExists method will now check all federations

DatabaseExists method will now check if a database exists on all federations.

LoginResult – Removed unsupported legacy property "SecurityToken"

This property duplicated the supported property Credentials. It was previously maintained for compatibility with AT&T Fleet Management version 5.6.1 which is no longer supported.

Other:

- Rule — Fix, do not allow adding Rules without Conditions.
- FuelTransactionProductType — Added Hydrogen and DieselExhaustFluid.

- FuelTransactionProvider — Added GFN.
- BinaryDataType — Added SoftwareVersionFull.
- HosRuleSet — Added HosRuleSetCanadaCycleOneTeam and HosRuleSetCanadaCycleTwoTeam.
- SecurityIdentifier – Added ViewGroups.

To learn more about AT&T Fleet Management, visit att.com/fleetmanagement.